

# Canberra Quilters' Mystery Quilt 2022

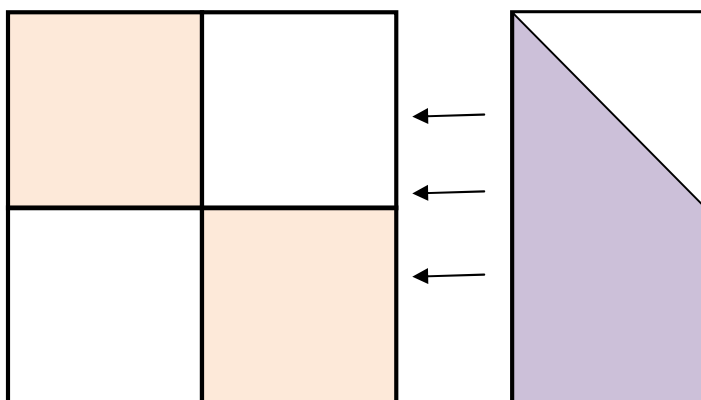
## Part 3 - November

You will need bags for part 1 and part 2 this month.

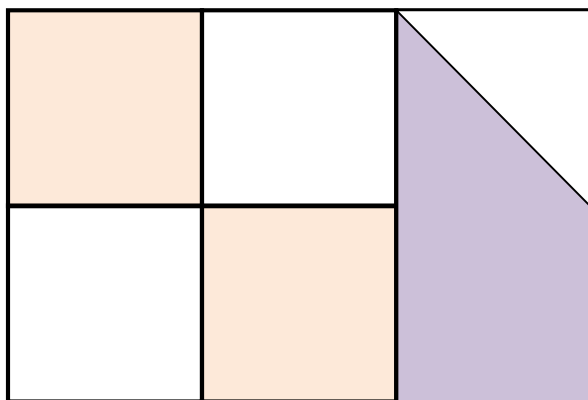
Take out the 4-patches, the 4.5" rectangles with attached triangle and the 6.5" rectangles with attached triangle. These should be pinned together in groups of 4 of each.

Group one set of each together, choosing 3 different fabrics in each set.

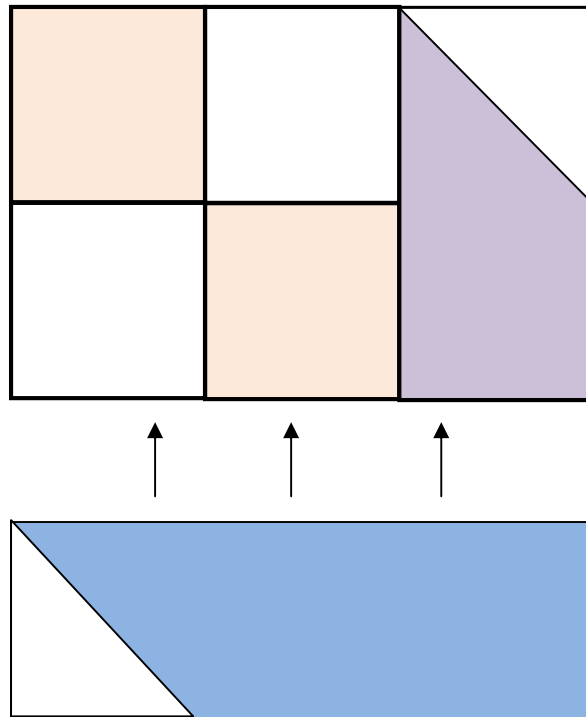
Take the 4-patch and the 4.5" rectangle and join together, keeping in their sets of 4.



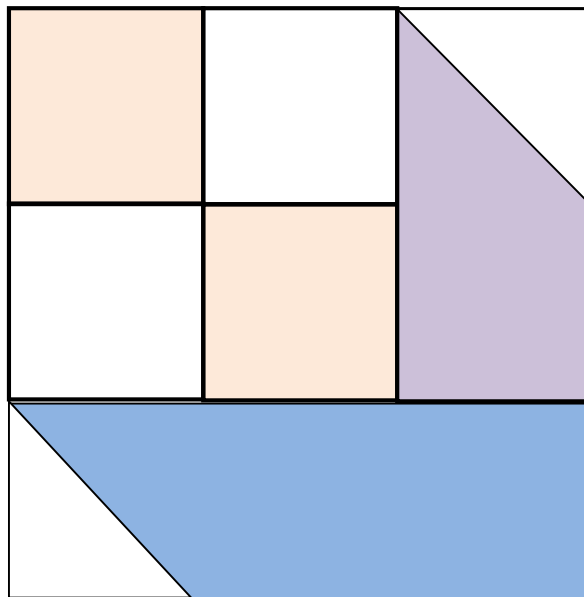
Press seam towards the 4-patch.



Now it's time to add the 6.5" rectangle and attached triangle.



Stitch the seam and press towards the 4-patch.



Keep the sets of 4 matching blocks together until next month. You will have 20 sets.